

Technical features

Analogue clocks

Profil 930

Description :

- ▶ Clock with analogue display.
- ▶ Hour - minute or hour - minute and second display.
- ▶ All DHF, AFNOR, NTP or radiosynchronized clocks include hand position control and automatic time set up.
- ▶ ABS casing IP 40, IK 1.
- ▶ Readability: 20m
- ▶ Protective glass made with poly methacrylate.
- ▶ Casing colours: black, white or aluminium chromed.
- ▶ Dial models : Arabic figures or minute notches.
- ▶ Wall bracket with optional locking system.



Technical features :

Movement	Power supply	Operating temperature	Weight
Quartz	1,5V LR6 battery	- 0°C to +50°C	0,7kg
DCF Radio	1,5V LR6 battery	- 5°C to +55°C	0,7kg
MSF Radio	1,5V LR6 battery	- 5°C to +55°C	0,7kg
½ minute series rec.		-10°C to +50°C	0,9kg
24 V minute rec.		-10°C to +50°C	0,9kg
24V ½ minute rec.		-10°C to +50°C	0,9kg
24 V second rec.		-10°C to +50°C	0,7kg
France Inter Radio	2x1,5V LR6 batteries	- 5°C to +50°C	0,7kg
Radio DHF rec.	2x1,5V LR6 batteries	- 5°C to +50°C	0,7kg
Radio DHF TBT rec.	6 to 16V DC	- 5°C to +50°C	0,7kg
NTP receiver PoE	Powered through the Ethernet network	-5°C to +50°C	0,7kg
AFNOR TBT rec.	6 to 24V DC	-5°C to +50°C	0,7kg

Norms :

- ▶ Norm NF EN50081-1 : generic emission standard.
- ▶ Norm NF EN50082-1 and 50082-2 : generic immunity standard.
- ▶ Norm NF EN55022 class B : radio disturbance of information technology equipment.
- ▶ Norm NF EN60950 : Safety of information technology equipment.
- ▶ Norm NF EN300-220-3: radio equipment standard.
- ▶ Norm NF EN301-489-3: EMC standard for radio equipment
- ▶ Norm AFNOR NF S 87-500 C



Casing colours



Optional chromium plated casing.



Double sided profil 930

References

- ▶ Independent quartz on battery
- ▶ Radio synchronised DCF
- ▶ Radio synchronised MSF
- ▶ 24V second receiver
- ▶ 24V minute receiver
- ▶ 1/2 minute serial receiver
- ▶ 24V ½ minute receiver
- ▶ France Inter radio synchronized
- ▶ DHF battery slave clock
- ▶ DHF TBT slave clock
- ▶ NTP PoE slave clock
- ▶ AFNOR TBT slave clock

HM

HMS

	981 11***
	981 311
	981 A11
	981 511
981 511	
981 611	
981 711	
982 111	982 111
982 211	982 311
982 411	982 511
982 611	982 711
982 811	982 911

* Last figure of the reference number represents the casing colour:
1 = white, 2 = black, 3 = chromium.
**Previous figure is the type of dial:
1 = figures,
2 = notches, 3 = Din.



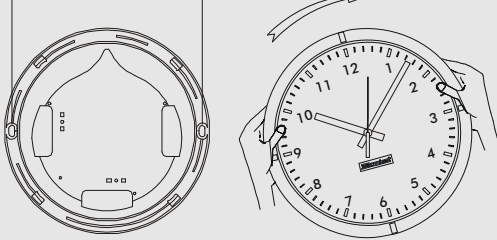
Technical features.

Analogue clocks

Profil 930


Single sided wall support

Mounting screws



When the support is fixed on the wall, turn the clock a quarter turn in the clockwise so that the clock is in the correct position.

Double sided bracket mounting



Movements and synchronisation:

Battery quartz autonomous movement with second hand

► The clock is totally independent, the time information comes from its own time basis.

FI, DCF or MSF radio synchronized autonomous movement

► The clock is totally independent. The France Inter, DCF or MSF radio synchronized movement brings absolute accuracy and automatic summer/winter changeovers.

IRIG-B/AFNOR coded time receiver

► The coded time distribution consists in transmitting a complete time message each second : the setting on time of the receivers is realised automatically and immediately after connection to the clock line.

► The IRIG-B/AFNOR coded time does not transmit interference and is insensitive to other electrical interference.

DHF receiver (norm AFNOR NF S 87-500)

► The DHF clocks pick up the radio signal and get automatically synchronised. If radio reception is poor, they keep on working on their own time basis.

24V minute impulse slave movement

► Slave clocks are connected to a distribution line and activated through electrical impulses sent every minute by the master clock.

24V second impulse slave movement

► Slave clocks are connected to a distribution line and activated through electrical impulses sent every second by the master clock.

1/2 minute serial impulse slave movement

► Slave clocks are connected to a distribution line and activated through electrical impulses sent every ½ minute by the master clock.

1.5V serial impulse slave movement (for BT radio)

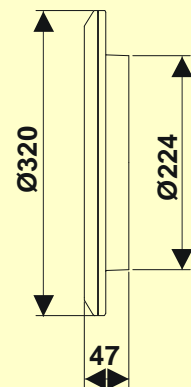
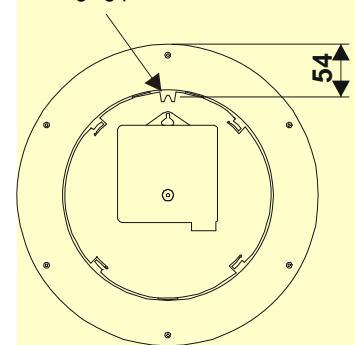
► The slave clocks are connected to a radio synchronization box (BT radio) that generates electrical impulses every minute.

Network Time Protocol (NTP) slave movement

► The slave clocks are connected to the network Ethernet through IP addressing. The time synchronization is distributed from primary servers towards the network.

Dimensions in mm

Hanging point



Mounting Accessories:

- | | |
|---|---------|
| ► Double sided bracket | 981 001 |
| ► Short double sided bracket | 981 002 |
| ► Secure wall fixing bracket for single sided clock | 981 006 |
| ► Horizontal double sided bracket | 984 003 |
| ► Vertical double sided bracket | 984 004 |
| ► Single sided wall bracket | 404 795 |
| ► Power supply unit for battery-operated clock | 981 011 |
| ► 230V power supply with screw terminal for TBT clock | 938 914 |
| ► 230V power supply with mains plug for TBT clock | 938 916 |

