

Technical features

Analogue clocks

Profil 940

Description :

- ▶ Clock with analogue display.
- ▶ Hour - minute or hour - minute and second display.
- ▶ All DHF, AFNOR, NTP or radio synchronized clocks include hand position control and automatic time set up.
- ▶ ABS casing IP 40, IK 01.
- ▶ Readability : 35m
- ▶ Protective glass made with poly methacrylate.
- ▶ Casing colours : black, white or aluminium chromed.
- ▶ Dial models : Arabic figures or minute notches.
- ▶ Wall bracket with optional locking system.



Technical features:

Movement	Power supply	Operating temperature	Weight
Quartz	1,5V LR6 battery	- 0°C to +50°C	1,9 kg
230V quartz	230 Volt	- 25°C to +70°C	1,9 kg
DCF Radio	1,5V LR6 battery	- 5°C to +55°C	1,9 kg
MSF Radio	1,5V LR6 battery	- 5°C to +55°C	1,9 kg
½ minute series rec.		-10°C to +50°C	2,1 kg
24 V minute rec.		-10°C to +50°C	2,1 kg
24V ½ minute rec.		-10°C to +50°C	2,1 kg
24 V second rec.		-10°C to +50°C	1,9 kg
France Inter Radio	2x1,5V LR6 batteries	- 5°C to +50°C	2,1 kg
Radio DHF rec.	2x1,5V LR6 batteries	- 5°C to +50°C	2,1 kg
Radio DHF TBT rec.	6 to 16V DC	- 5°C to +50°C	2,1 kg
NTP receiver PoE	Powered through the Ethernet network	-5°C to +50°C	2,1 kg
AFNOR TBT rec.	6 to 24V DC	-5°C to +50°C	2,1 kg

Norms:

- ▶ Norm NF EN50081-1 : generic emission standard.
- ▶ Norm NF EN50082-1 and 50082-2 : generic immunity standard.
- ▶ Norm NF EN55022 class B : radio disturbance of information technology equipment.
- ▶ Norm NF EN60950 : Safety of information technology equipment.
- ▶ Norm NF EN300-220-3: radio equipment standard.
- ▶ Norm NF EN301-489-3: EMC standard for radio equipment
- ▶ Norm AFNOR NF S 87-500 C



Casing colours



Optional chromium-plated casing.



Double sided profil 930/940

References HM indoor HM outdoor HMS indoor HMS outdoor

▶ Independent battery quartz clock			983 11**1*	984 111	* Last figure of the reference number represents the casing colour : 1 = white, 2 = black, 3 = chromium. **Previous figure is the type of dial : 1 = figures, 2 = notches, 3 = Din.
▶ 230V Quartz clock		984 211			
▶ Radio synchronisée DCF			983 311	984 311	
▶ 24V minute impulse clock	983 511	984 511			
▶ 24V second impulse clock			983 411		
▶ 1/2 minute serial receiver	983 611	984 611			
▶ 24V ½ minute impulse clock	983 711	984 711			
▶ MSF radio synchronized clock			983 A11	984 A11	
▶ France Inter radio synchronized clock			985 111		
▶ DHF battery slave clock		985 211	984 B11	985 311	
▶ DHF TBT slave clock	985 411		985 511		
▶ NTP PoE slave clock	985 611		985 711		
▶ AFNOR TBT slave clock	985 811	984 811	985 911		

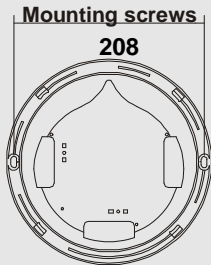


Technical features

Analogue clocks


Profil 940

Single sided wall support



When the support is fixed on the wall, turn the clock a quarter turn in the clockwise so that the clock is in the correct position.

Double sided bracket mounting



Movements and synchronisation:

Battery quartz autonomous movement with second hand

► The clock is totally independent, the time information comes from its own time basis.

FI, DCF or MSF radio synchronized autonomous movement

► The clock is totally independent. The France Inter, DCF or MSF radio synchronized movement brings absolute accuracy and automatic summer/winter changeovers.

IRIG-B/AFNOR coded time receiver

- The coded time distribution consists in transmitting a complete time message each second : the setting on time of the receivers is realised automatically and immediately after connection to the clock line.
- The IRIG-B/AFNOR coded time does not transmit interference and is insensitive to other electrical interference.

DHF receiver (norm AFNOR NF S 87-500)

► The DHF clocks pick up the radio signal and get automatically synchronised. If radio reception is poor, they keep on working on their own time basis.

24V minute impulse slave movement

► Slave clocks are connected to a distribution line and activated through electrical impulses sent every minute by the master clock.

24V second impulse slave movement

► Slave clocks are connected to a distribution line and activated through electrical impulses sent every second by the master clock.

1/2 minute serial impulse slave movement

► Slave clocks are connected to a distribution line and activated through electrical impulses sent every ½ minute by the master clock.

1.5V serial impulse slave movement (for BT radio)

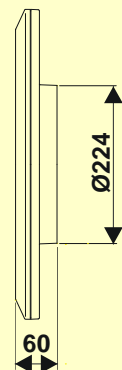
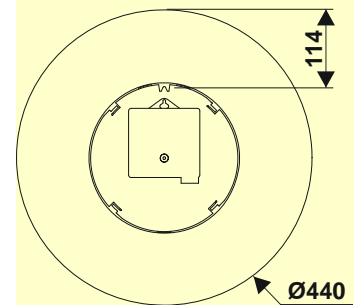
► The slave clocks are connected to a radio synchronization box (BT radio) that generates electrical impulses every minute.

Network Time Protocol (NTP) slave movement

► The slave clocks are connected to the network Ethernet through IP addressing. The time synchronization is distributed from primary servers towards the network.

Dimensions in mm

Hanging point



Mounting Accessories:

- | | |
|---|---------|
| ► Double sided bracket | 981 001 |
| ► Short double sided bracket | 981 002 |
| ► Secure wall fixing bracket for single sided clock | 981 006 |
| ► Horizontal double sided bracket | 984 003 |
| ► Vertical double sided bracket | 984 004 |
| ► Single sided wall bracket | 404 795 |
| ► Power supply unit for battery-operated clock | 981 011 |
| ► 230V power supply with screw terminal for TBT clock | 938 914 |
| ► 230V power supply with mains plug for TBT clock | 938 916 |

